



24855

OTR INFLATION / DEFLATION KIT

1-800-525-8888

OTR Inflation / Deflation Kit

- Kit ideal for large AG and Construction OTR tire service inflation/deflation
- Promotes safety during inflation/deflation process
- **Allows tire tech to keep out of trajectory "danger" zone during inflation and deflation (see diagram)**
- Comes equipped with all hoses and fittings in Hi-Vis Carrying Bag

Kit Components Listed on Back



WARNING:

THE AIR PRESSURE CONTAINED IN A TIRE IS DANGEROUS. THE SUDDEN RELEASE OF THIS PRESSURE BY A TIRE BLOW-OUT OR SIDE RING SEPARATION CAN CAUSE SERIOUS INJURY OR DEATH. STAY OUT OF THE TRAJECTORY AS INDICATED BY THE SHADED AREA DEPICTED IN THE GRAPHICS. WHEN INSTALLING THE TIRE RIM/WHEEL ASSEMBLY ON THE VEHICLE, IT WILL BE IMPOSSIBLE TO STAY OUT OF THE TRAJECTORY. HOWEVER, AT ALL OTHER TIMES YOU AND ALL OTHERS MUST STAY OUT OF THE TRAJECTORY.




FIGURE 1



FIGURE 2




FIGURE 3

NOTE: Under some circumstances, the trajectory may deviate from its expected path.



McGee Company

Since 1951

Atlanta
3922 Shirley DR. SW
Atlanta, GA 30336

Automotive Service Equipment

Albuquerque
4412 Prospect NE
Albuquerque, NM 87110

Dallas
8504 Chancellor Row
Dallas, TX 75427

Tire Service Supplies

Denver
1140 S. Jason St.
Denver, CO 80223

Compressed Air Specialists

Salt Lake City
1101 S. 700 W.
Salt Lake City, UT 84104



24855

OTR INFLATION / DEFLATION KIT

1-800-525-8888

OTR Inflation / Deflation Kit Components

Inflation/ Deflation Kit Components include:

A. (1) Air Muffler

- Reduces air volume and particulates

B. (2) 20" Hydraulic Hoses

C. (1) Standard Bore Core Remover and Inflation Chuck with:


- Lock-on Chuck (shown on 20" hose)
- Reduces inflation time by 50%
- 1/4 Female NPT allows easy attachment to air hose
- Ideal for nitrogen purging and inflation
- Retractable core housing allows safe removal and replacement of valve core

D. (1) Large Bore Core Remover Tool

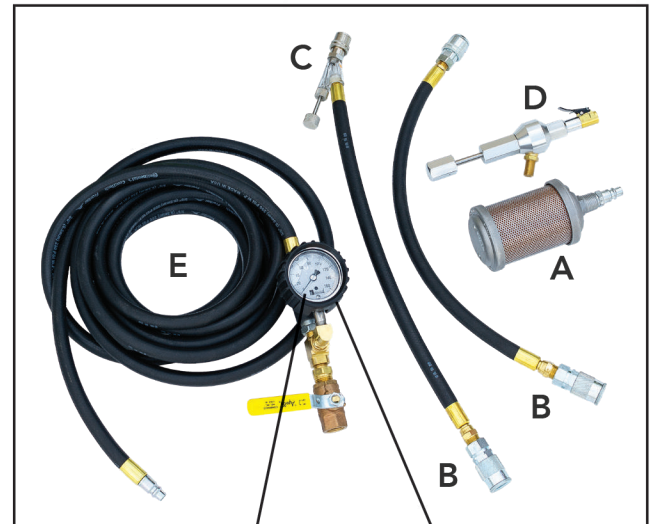
- Prevents core loss during tire inflation and deflation
- Lock-on chuck attaches securely to the valve
- 360° swivel air inlet for easy access

E. (1) 20 ft. Inflation Hose with Liquid Dial Gauge

- Equipped with Safety Quick-Connect Coupler for fast and easy connection
- Hose rated at 300 PSI
- 1/2" Flow-Through On/Off Valve with 180 PSI Liquid Fill Gauge



D. Large Bore Core Tool fastens to the valve for faster flow during inflation/deflation.



McGee Company

Since 1951

Atlanta
3922 Shirley DR. SW
Atlanta, GA 30336

Automotive Service Equipment

Albuquerque
4412 Prospect NE
Albuquerque, NM 87110

Dallas
8504 Chancellor Row
Dallas, TX 75427

Tire Service Supplies

Denver
1140 S. Jason St.
Denver, CO 80223

Compressed Air Specialists

Salt Lake City
1101 S. 700 W.
Salt Lake City, UT 84104