

O.E. Alloy Wheel Weight Application Guide

2013 EDITION: LEAD & NON-LEAD
Instructions on how to use this guide shown on back cover.

2001	2002	2003	2004	2005	2006	2007	2008	2009	2010	2011	2012	2013
------	------	------	------	------	------	------	------	------	------	------	------	------

■ ACURA

<i>Passenger Cars</i>												
ALL	FN	FN	FN	FN	FN	FN	FN	FN	FN	FN	FN	FN
<i>Light Trucks / SUVs / Vans</i>												
ALL	FN	FN	FN	FN	FN	FN	FN	FN	FN	FN	FN	FN

■ AUDI

<i>Passenger Cars</i>												
RB								QuikStik	QuikStik	QuikStik	QuikStik	QuikStik
ALL OTHERS	EN	EN	EN	EN	EN	EN	EN	EN	EN	EN	EN	EN
<i>Light Trucks / SUVs / Vans</i>												
ALL							EN	EN	EN	EN	EN	EN

■ BMW

<i>Passenger Cars</i>												
ALL	IAW	IAW	IAW	IAW	IAW	IAW	IAW	IAW	IAW	IAW	IAW	IAW
<i>Light Trucks / SUVs / Vans</i>												
ALL	IAW	IAW	IAW	IAW	IAW	IAW	IAW	IAW	IAW	IAW	IAW	IAW

■ BUICK

<i>Passenger Cars</i>												
ALL	MC	MC	MC	MC	MC	MC	MC	MC	MC	MC	MC	MC
<i>Light Trucks / SUVs / Vans</i>												
ALL	MC	MC	MC	MC	MC	MC	MC	MC	MC	MC	MC	MC

■ CADILLAC

<i>Passenger Cars</i>												
ATS												QuikStik
Catera	IAW											
CTS			MC	MC	MC	MC	MC	MC	MC	MC	MC	MC
DeVille	MC	MC	MC	MC	MC							
DTS						MC	MC	MC	MC	MC	MC	
Eldorado	MC	MC										
Seville	MC	MC	MC	MC								
STS & STS-V					MC	MC	MC	MC	MC	MC	MC	
XLR & XLR-V				QuikStik	QuikStik	QuikStik	QuikStik	QuikStik	QuikStik			
XTS												QuikStik
<i>Light Trucks / SUVs / Vans</i>												
Escalade & Hybrid	MC / T	MC / T	MC / T	MC / T	MC / T	MC / T	MC / T	MC / T	MC / T	MC / T	MC / T	MC / T
Escalade ESV & EXT		MC / T	MC / T	MC / T	MC / T	T	T	T	T	T	T	T
SRX				MC	MC	MC	MC	MC	MC	MC	MC	QuikStik

2001	2002	2003	2004	2005	2006	2007	2008	2009	2010	2011	2012	2013
------	------	------	------	------	------	------	------	------	------	------	------	------

2001	2002	2003	2004	2005	2006	2007	2008	2009	2010	2011	2012	2013
------	------	------	------	------	------	------	------	------	------	------	------	------

CHEVROLET

Passenger Cars																
Aveo				MC	MC	MC	MC	MC	MC	MC	MC					
Camaro	MC	MC								MC	MC	MC	MC			
Cavalier	MC	MC	MC	MC	MC											
Cobalt					MC	MC	MC	MC	MC	MC						
Corvette	AW	AW	AW	AW	QuikStik	QuikStik	QuikStik	QuikStik	QuikStik	QuikStik	QuikStik	QuikStik	QuikStik			
Cruze											MC	MC	MC			
HHR						MC	MC	MC	MC	MC	MC					
Impala	MC	MC	MC	MC	MC	MC	MC	MC	MC	MC	MC	MC	MC			
Lumina	MC															
Malibu & Maxx, Hybrid, Classic & Chevy Classic	MC	MC	MC	MC	MC	MC	MC	MC	MC	MC	MC	MC	MC			
Metro	FN															
Monte Carlo	MC	MC	MC	MC	MC	MC	MC									
Prizm	FN	FN														
Sonic												MC	MC			
Volt											MC	MC	MC			
Spark													MC			
Light Trucks / SUVs / Vans																
Astro & Astro Cargo	MC	MC	MC	MC	MC											
Avalanche		T	T	T	T	T	T	T	T	T	T	T				
Blazer	T	MC	T	MC	T	MC	T	MC	T	MC						
Captiva Sport												MC				
Colorado				MC	MC	MC	MC	MC	MC	MC	MC	MC				
Equinox					MC	MC	MC	MC	MC	MC	MC	MC	MC			
Express & Express Cargo	MC	MC	MC	MC	T	MC	T	MC	T	MC	T	MC	T	MC		
S-10	MC	MC	MC	MC												
Silverado 1500 & HD, Classic & Hybrid	T	T	T	T	T	T	T	T	T	T	T	T	T			
Silverado 2500 & HD, Classic	T	T	T	T	T	T	T	T	T	T	T	T	T			
Silverado 3500 & HD, Classic	TO	TO	TO	TO	TO	TO	TO	TO	TO	TO	TO	TO	TO			
SSR			MC	MC	MC	MC										
Suburban	MC	T	MC	T	MC	T	MC	T	MC	T	MC	T	MC	T	MC	
Tahoe & Hybrid	T	MC	T	MC	T	MC	T	MC	T	MC	T	MC	T	MC	T	MC
Tracker	MC	MC	MC	MC												
TrailBlazer & EXT		MC	MC	MC	MC	MC	MC	MC	MC							
Traverse									MC	MC	MC	MC	QuikStik			
Uplander					MC	MC	MC	MC								
Venture	MC	MC	MC	MC	MC											

CHRYSLER

Passenger Cars													
200											MC	MC	MC
300					MC	MC	MC	MC	MC	MC	MC	MC	QuikStik
300M	LH	LH	LH	LH									
Concorde	LH	LH	LH	LH									

2001	2002	2003	2004	2005	2006	2007	2008	2009	2010	2011	2012	2013
------	------	------	------	------	------	------	------	------	------	------	------	------

① HD models may require LT1/LTZ or TAL/TALZ series heavy-duty knock-on weights.

O.E. Alloy Wheel Weight Application Guide

Passenger Cars / Light Trucks / SUVs / Vans



2001	2002	2003	2004	2005	2006	2007	2008	2009	2010	2011	2012	2013
------	------	------	------	------	------	------	------	------	------	------	------	------

■ CHRYSLER continued

Passenger Cars												
Crossfire				QuikStik	QuikStik	QuikStik	QuikStik	QuikStik				
LHS	LH	LH										
Pacifica				LH	LH	LH	LH	LH				
Prowler	MC ^{0.55x}	MC ^{0.55x}	MC ^{0.55x}									
PT Cruiser	LH [⊗]	LH [⊗]	LH [⊗]	LH [⊗]	LH [⊗]	LH [⊗]	LH [⊗]	LH [⊗]	LH [⊗]	LH [⊗]	LH [⊗]	
Sebring	LH	LH	LH	LH	MC	MC	MC	MC	MC	MC	MC	
Light Trucks / SUVs / Vans												
Aspen							MC	MC	MC			
Town and Country	LH	LH	LH	LH	LH	LH	LH	LH	LH	LH	LH	LH
Voyager	LH	LH	LH									

■ DODGE & RAM

Passenger Cars												
Avenger								MC	MC	MC	MC	MC
Caliber							MC	MC	MC	MC	MC	MC
Challenger								MC	MC	MC	MC	MC
Charger						MC	MC	MC	MC	MC	MC	MC
Dart												MC
Intrepid	LH	LH	LH	LH								
Magnum					MC	MC	MC	MC				
Neon	LH	LH	LH	LH	LH							
Stratus	MC	LH	LH	LH	MC	LH/	MC					
Viper / SRT Viper	MC ^{0.55x}	MC ^{0.55x}	MC ^{0.55x}	MC ^{0.55x}	MC ^{0.55x}	MC ^{0.55x}		MC ^{0.55x}	MC ^{0.55x}	MC ^{0.55x}		MC ^{0.55x}
Light Trucks / SUVs / Vans												
C/V Cargo Van											MC	MC
Caravan	LH	LH	LH	LH	LH	LH	LH					
Dakota	MC	MC	MC	MC	MC	MC	MC	MC	MC	MC	MC	
Durango	MC	MC	MC	MC	MC	MC	MC	MC	MC		MC	MC
Grand Caravan	LH	LH	LH	LH	LH	LH	LH	LH	MC	MC	MC	MC
Journey									MC	MC	MC	MC
Nitro							MC	MC	MC	MC	MC	
Ram Cargo	MC	MC [⊗]										
Ram Pickup 1500	MC	MC	MC	MC	MC	MC	MC	MC	MC	MC	MC	MC
Ram Pickup 2500	MC	MC	MC	MC	MC	MC	MC	MC	MC	MC	MC	MC
Ram Pickup 3500	MC [⊙]	MC [⊙]	MC [⊙]	MC [⊙]	MC [⊙]	MC [⊙]	MC [⊙]	MC [⊙]	MC [⊙]	MC [⊙]	MC [⊙]	MC [⊙]
Ram Van	MC	MC	MC									
Ram Wagon 1500 & 3500	MC [⊙]	MC [⊙]										
Sprinter & Cargo			MC [⊙]	MC [⊙]	MC [⊙]	MC [⊙]	MC [⊙]		MC [⊙]			

■ FORD

Passenger Cars												
C-Max Hybrid & C-Max												IAW
Crown Victoria	MC	MC	MC	MC	MC	MC	MC	MC	MC	MC	MC	

2001	2002	2003	2004	2005	2006	2007	2008	2009	2010	2011	2012	2013
------	------	------	------	------	------	------	------	------	------	------	------	------

- ⊙ HD models may require LT1/LTZ or TAL/TALZ series heavy-duty knock-on weights.
- ⊗ Some models equipped with wheels that have no outer rim flange. Use QuikStik weights on the wheel and MC-Series weights on the inside rim flange.
- ⊙ Decorative chrome wheels require TN-Series

2001	2002	2003	2004	2005	2006	2007	2008	2009	2010	2011	2012	2013
------	------	------	------	------	------	------	------	------	------	------	------	------

FORD continued

Passenger Cars													
Escort	MC	MC	MC										
Fiesta											IAW	IAW	IAW
Five Hundred					MC	MC	MC						
Flex									MC	MC	MC	MC	MC
Focus & Focus ST	IAW	IAW	IAW	IAW	IAW	IAW	IAW	IAW	IAW	IAW	IAW	IAW	IAW
Freestyle					MC	MC	MC						
Fusion & Fusion Hybrid						MC	MC	MC	MC	MC	MC	MC	MC
GT					MC _{0.353}	MC _{0.353}							
Mustang & Shelby GT500	MC	MC	MC	MC	MC	MC	MC	MC	MC	MC	MC	MC	MC
Taurus & Taurus X	MC	MC	MC	MC	MC	MC	MC	MC	MC	MC	MC	MC	MC
Thunderbird		MC	MC	MC	MC								
Light Trucks / SUVs / Vans													
Econoline Cargo & Wagon	MC	MC	MC	MC	MC	MC	MC	MC	MC	MC	MC	MC	MC
Edge							MC	MC	MC	MC	MC	MC	MC
Escape	MC	MC	MC	MC	MC	MC	MC	MC	MC	MC	MC	IAW	IAW
Escape Hybrid						MC	MC	MC	MC		MC		
E-Series Van & Wagon										MC	MC	MC	
Excursion	MC	MC	MC	MC	MC								
Expedition & EL	T	T	T	MC	MC	MC	MC	MC	MC	MC	MC	MC	MC
Explorer & Sport, Sport Trac	MC _{EN}	MC _{EN}	MC _{EN}	MC _{EN}	MC _{EN}	MC _{EN}	MC _{EN}	MC	MC	MC	MC	MC	MC
F-150 & Heritage	T _O	T _O	T _O	MC	MC	MC _T	MC _T	MC _T	MC _T	MC _T	MC	MC	MC
F-250 Super Duty	MC	MC	MC	MC	MC	MC _T	MC _T	MC _T	MC _T	MC _T	MC _T	MC _T	MC _T
F-350 Super Duty	MC _O	MC _O	MC _O	MC _O	MC _O	MC _{TO}	MC _{TO}	MC _{TO}	MC _{TO}	MC _{TO}	MC _{TO}	MC _{TO}	MC _{TO}
F-450 Super Duty								MC _{TO}	MC _{TO}	MC _{TO}	MC _{TO}	MC _{TO}	MC _{TO}
Freestar				MC	MC	MC	MC						
Ranger	MC _T	MC _T	MC _T	MC _T	MC _T	MC _T	MC	MC	MC	MC	MC		
Transit Connect											IAW	IAW	IAW
Windstar & Cargo	MC _T	MC _T	MC _T	MC _T	MC _T	MC _T							

GMC

Light Trucks / SUVs / Vans													
Acadia							MC	MC	MC	MC	MC	QuikStik	QuikStik
Canyon				MC	MC	MC	MC	MC	MC	MC	MC	MC	
Envoy & XL, XUV		MC	MC	MC	MC	MC	MC	MC	MC				
Jimmy	MC												
Safari & Cargo	MC	MC	MC	MC	MC								
Savana & Cargo	MC	MC	MC	MC	MC	MC	MC	MC	MC	MC	MC	MC	
Sierra 1500 & HD, HD Classic	T	T	T	T	T	T _{MC}	T _{MC}	T _{MC}	T _{MC}	T _{MC}	T _{MC}	T _{MC}	T _{MC}
Sierra 2500 & HD, HD Classic	T	T	T	T	T	T _{MC}	T _{MC}	T _{MC}	T _{MC}	T _{MC}	T _{MC}	T _{MC}	T _{MC}
Sierra 3500 & HD, HD Classic	T _O	T _O	T _O	T _O	T _O	T _{MC}	T _{MC}	T _{MC}	T _{MC}	T _{MC}	T _{MC}	T _{MC}	T _{MC}
Sierra C3	T												
Sonoma	MC	MC	MC	MC									
Terrain										MC	MC	QuikStik	QuikStik
Yukon Incl XL & Hybrid	T _{MC}	T	T	T	T	T _{MC}	T _{MC}	T _{MC}	T _{MC}	T _{MC}	T _{MC}	T _{MC}	T _{MC}

2001	2002	2003	2004	2005	2006	2007	2008	2009	2010	2011	2012	2013
------	------	------	------	------	------	------	------	------	------	------	------	------

Ⓞ HD models may require LT1/LTZ or TAL/TALZ series heavy-duty knock-on weights.

O.E. Alloy Wheel Weight Application Guide

Passenger Cars / Light Trucks / SUVs / Vans



2001	2002	2003	2004	2005	2006	2007	2008	2009	2010	2011	2012	2013
------	------	------	------	------	------	------	------	------	------	------	------	------

■ HONDA

<i>Passenger Cars</i>												
ALL	FN	FN	FN	FN	FN	FN	FN	FN	FN	FN	FN	FN
<i>Light Trucks / SUVs / Vans</i>												
CR-V	FN	FN	FN	FN	FN		FN	FN	FN	FN	FN	FN
Element			FN	FN	FN	FN	FN	FN	FN	FN	FN	
Odyssey	FN	FN	FN	FN	FN	FN	FN	FN	FN	FN	FN	FN
Passport	MC	MC										
Pilot			FN	FN	FN	FN	FN	FN	FN	FN	FN	FN
Ridgeline						FN	FN	FN	FN	FN	FN	FN

■ HUMMER

<i>Light Trucks / SUVs / Vans</i>												
H1	MC	MC	MC	MC								
H2 & H2 SUT			MC	MC	MC	MC	MC	MC	MC			
H3 & H3T						MC	MC	MC	MC	MC		

■ HYUNDAI

<i>Passenger Cars</i>																
Accent	IAW	0.352k	IAW	0.352k	IAW	0.352k	IAW	0.352k	IAW	0.352k	IAW	0.352k	MC	0.352k	MC	0.352k
Azera													MC	0.352k	MC	0.352k
Elantra & Touring, GT	IAW	0.352k	IAW	0.352k	IAW	0.352k	IAW	0.352k	IAW	0.352k	IAW	0.352k	MC	0.352k	MC	0.352k
Equus													MC	0.352k	MC	0.352k
Genesis & Coupe													MC	0.352k	MC	0.352k
Sonata	IAW	0.352k	IAW	0.352k	IAW	0.352k	IAW	0.352k	IAW	0.352k	IAW	0.352k	MC	0.352k	MC	0.352k
Sonata Hybrid													MC	0.352k		
Tiburon	IAW		IAW	IAW	IAW	IAW	IAW	IAW								
Veloster													MC	0.352k	IAW	0.352k
XG300	IAW	0.352k														
XG350		IAW	0.352k	IAW	0.352k	IAW	0.352k									
<i>Light Trucks / SUVs / Vans</i>																
Entourage								IAW	0.352k	IAW	0.352k					
Santa Fe	IAW	IAW	IAW	IAW	IAW	IAW	IAW	IAW	IAW	IAW	IAW	IAW	IAW	IAW	IAW	IAW
Tucson																
Veracruz																

■ INFINITI

<i>Passenger Cars</i>												
ALL	FN	FN	FN	FN	FN	FN	FN	FN	FN	FN	FN	FN
<i>Light Trucks / SUVs / Vans</i>												
ALL	FN	FN	FN	FN	FN	FN	FN	FN	FN	FN	FN	FN

■ ISUZU

<i>Light Trucks / SUVs / Vans</i>												
ALL	MC	MC	MC	MC	MC	MC	MC	MC				

■ JAGUAR

<i>Passenger Cars</i>												
ALL	IAW	IAW	IAW	IAW	IAW	IAW	IAW	IAW	IAW	IAW	IAW	IAW

2001	2002	2003	2004	2005	2006	2007	2008	2009	2010	2011	2012	2013
------	------	------	------	------	------	------	------	------	------	------	------	------

2001	2002	2003	2004	2005	2006	2007	2008	2009	2010	2011	2012	2013
------	------	------	------	------	------	------	------	------	------	------	------	------

■ JEEP

<i>Light Trucks / SUVs / Vans</i>													
ALL	MC	MC	MC	MC	MC	MC	MC	MC	MC	MC	MC	MC	MC

■ KIA

<i>Passenger Cars</i>													
ALL	IAW	IAW	IAW	IAW	IAW	IAW	IAW	IAW	IAW	IAW	IAW	IAW	IAW
<i>Light Trucks / SUVs / Vans</i>													
ALL	IAW	IAW	IAW	IAW	IAW	IAW	IAW	IAW	IAW	IAW	IAW	IAW	IAW

■ LANDROVER

<i>Light Trucks / SUVs / Vans</i>													
ALL	IAW	IAW	IAW	IAW	IAW	IAW	IAW	IAW	IAW	IAW	IAW	IAW	IAW

■ LEXUS

<i>Passenger Cars</i>													
ALL	FN	FN	FN	FN	FN	FN	FN	FN	FN	FN	FN	FN	FN
<i>Light Trucks / SUVs / Vans</i>													
ALL	FN	FN	FN	FN	FN	FN	FN	FN	FN	FN	FN	FN	FN

■ LINCOLN

<i>Passenger Cars</i>													
ALL	MC	MC	MC	MC	MC	MC	MC	MC	MC	MC	MC	MC	MC
<i>Light Trucks / SUVs / Vans</i>													
Aviator			MC/BN	MC/BN	MC/BN								
Blackwood		T											
Mark LT						MC	MC	MC					
MKX							MC	MC	MC	MC	MC	MC	MC
Navigator & L-Series	T	T	MC	MC	MC	MC	MC	MC	MC	MC	MC	MC	MC

■ MAZDA

<i>Passenger Cars</i>													
626	MC	MC											
MAZDA2											MC	MC	MC
MAZDA3				MC	MC	MC	MC	MC	MC	MC	MC	MC	MC
MAZDA6			MC	MC	MC	MC	MC	MC	MC	MC	MC	MC	MC
Millenia	FN	FN											
MX-5 Miata	FN	FN	FN	FN	FN	FN	FN	FN	FN	FN	FN	FN	FN
Protege	FN	FN	FN										
Protege5		FN	FN										
RX-8				FN	FN	FN	FN	FN	FN	FN	FN		
<i>Light Trucks / SUVs / Vans</i>													
B-Series Truck	MC	MC	MC	MC	MC	MC	MC	MC	MC				
CX-5													FN
CX-7							MC	MC	MC	MC	MC	MC	
CX-9							MC	MC	MC	MC	MC	MC	
MAZDA5							MC	MC	MC	MC	MC		MC
MPV	FN	FN	FN	FN	FN	FN							
Tribute & Hybrid	FN	FN	FN	FN	FN	MC		MC	MC	MC	MC		
Truck		MC/T											

2001	2002	2003	2004	2005	2006	2007	2008	2009	2010	2011	2012	2013
------	------	------	------	------	------	------	------	------	------	------	------	------

O.E. Alloy Wheel Weight Application Guide

Passenger Cars / Light Trucks / SUVs / Vans



2001	2002	2003	2004	2005	2006	2007	2008	2009	2010	2011	2012	2013
------	------	------	------	------	------	------	------	------	------	------	------	------

■ MERCEDES-BENZ

<i>Passenger Cars</i>												
ALL	EN	EN	EN	EN	EN	EN	EN	EN	EN	EN	EN	EN
<i>Light Trucks / SUVs / Vans</i>												
ALL	EN		EN	EN	EN	EN	EN	EN	EN	EN	EN	EN

■ MERCURY

<i>Passenger Cars</i>												
ALL	MC	MC	MC	MC	MC	MC	MC	MC	MC	MC	MC	
<i>Light Trucks / SUVs / Vans</i>												
Mariner & Hybrid					MC	MC	MC	MC	MC	MC	MC	
Monterey				MC	MC	MC						
Mountaineer	MC/EN	MC/EN	MC/EN	MC/EN	MC/EN		MC	MC	MC	MC		
Villager	FN	FN										

■ MINI

<i>Passenger Cars</i>												
ALL		IAW	IAW	IAW	IAW	IAW	IAW	IAW	IAW	IAW	IAW	IAW

■ MITSUBISHI

<i>Passenger Cars</i>												
Diamante	IAW	IAW	IAW	IAW								
Eclipse & Spyder	IAW	IAW	IAW	IAW	IAW	MC	MC	MC	MC	MC	MC	MC
Galant	IAW	IAW	IAW	IAW	IAW	MC	MC	MC	MC	MC	MC	IAW
I-MiEV												IAW
Lancer & Evolution, Sportback		IAW	IAW	IAW	IAW	IAW	IAW	IAW	IAW	IAW	IAW	IAW
Mirage	IAW	IAW										
<i>Light Trucks / SUVs / Vans</i>												
Endeavor				IAW	MC/IAW	MC	MC	MC		MC	MC	
Montero & Sport	IAW	IAW	IAW	IAW	IAW	IAW						
Outlander & Sport			IAW	IAW	IAW	IAW	IAW	IAW	IAW	IAW	IAW	IAW
Ralder						IAW	IAW	IAW	IAW			

■ NISSAN

<i>Passenger Cars</i>												
ALL	FN	FN	FN	FN	FN	FN	FN	FN	FN	FN	FN	FN
<i>Light Trucks / SUVs / Vans</i>												
ALL	FN	FN	FN	FN	FN	FN	FN	FN	FN	FN	FN	FN

■ OLDSMOBILE

<i>Passenger Cars</i>												
ALL	MC	MC	MC	MC								
<i>Light Trucks / SUVs / Vans</i>												
ALL	MC	MC	MC	MC								

■ PLYMOUTH

<i>Passenger Cars</i>												
Neon	LH											
Prowler	MC _{OAS}											

2001	2002	2003	2004	2005	2006	2007	2008	2009	2010	2011	2012	2013
------	------	------	------	------	------	------	------	------	------	------	------	------

2001	2002	2003	2004	2005	2006	2007	2008	2009	2010	2011	2012	2013
------	------	------	------	------	------	------	------	------	------	------	------	------

■ PONTIAC

Passenger Cars													
Bonneville	MC	MC	MC	MC	MC								
Firebird	MC	MC											
G3								MC	MC				
G5						MC	MC	MC					
G6					MC	MC	MC	MC	MC				
G8								MC	MC				
Grand Am	MC	MC	MC	MC	MC								
Grand Prix	MC	MC	MC	UH/MC	UH/MC	UH/MC	UH/MC	UH/MC	UH/MC				
GTO				QuikStik	QuikStik	QuikStik							
Solstice						MC	MC	MC	MC				
Sunfire	MC	MC	MC	MC	MC								
Vibe			FN	FN	FN	FN	FN	FN	FN	FN			
Light Trucks / SUVs / Vans													
ALL	MC	MC	MC	MC	MC	MC	MC	MC	MC				

■ PORSCHE

Passenger Cars													
ALL	QuikStik	QuikStik	QuikStik	QuikStik	QuikStik	QuikStik	QuikStik	QuikStik	QuikStik	QuikStik	QuikStik	QuikStik	QuikStik
Light Trucks / SUVs / Vans													
ALL			QuikStik	QuikStik	QuikStik	QuikStik		QuikStik	QuikStik	QuikStik	QuikStik	QuikStik	QuikStik

■ SAAB

Passenger Cars													
ALL	IAW	IAW	IAW	IAW	IAW	IAW	IAW	IAW	IAW	IAW	IAW	IAW	IAW
Light Trucks / SUVs / Vans													
ALL					MC	MC	MC	MC	MC		MC		

■ SATURN

Passenger Cars													
ALL	MC	MC	MC	MC	MC	MC	MC	MC	MC				
Light Trucks / SUVs / Vans													
ALL		MC	MC	MC	MC	MC	MC	MC	MC	MC			

■ SCION

Passenger Cars													
ALL				FN	FN	FN	FN	FN	FN	FN	FN	FN	FN

■ SMART

Passenger Cars													
fortwo								IAW	IAW	IAW	IAW	IAW	IAW

■ SUBARU

Passenger Cars													
BRZ													FN
Forester	IAW	IAW	IAW	IAW	IAW	IAW	IAW	IAW					
Impreza Incl Impreza WRX	IAW	IAW	IAW	IAW	IAW	IAW	IAW	IAW	IAW	IAW	IAW	FN	FN
Legacy	MC	MC	MC	MC	MC	MC	MC	MC	MC	MC	MC	FN	FN
Outback	MC	MC	MC	MC	MC	MC	MC	MC	MC	MC	MC	FN	FN

2001	2002	2003	2004	2005	2006	2007	2008	2009	2010	2011	2012	2013
------	------	------	------	------	------	------	------	------	------	------	------	------

O.E. Alloy Wheel Weight Application Guide

Passenger Cars / Light Trucks / SUVs / Vans



2001	2002	2003	2004	2005	2006	2007	2008	2009	2010	2011	2012	2013
------	------	------	------	------	------	------	------	------	------	------	------	------

■ SUBARU continued

Light Trucks / SUVs / Vans													
B9 Tribeca						IAW	IAW						
Baja			MC	MC	MC	MC							
Forester								IAW	IAW	IAW	FN	FN	
Tribeca								MC	MC	MC	MC	FN	FN
XV Crosstrek												FN	

■ SUZUKI

Passenger Cars													
ALL	IAW	IAW		IAW	IAW	IAW	IAW	IAW	IAW	IAW	IAW	IAW	
Light Trucks / SUVs / Vans													
Equator										FN	FN	FN	FN
Grand Vitara	IAW	IAW	IAW	IAW	IAW	MC	MC	MC	MC	MC	MC	MC	
Vitara	IAW	IAW	IAW	IAW									
XL7	IAW	IAW	IAW	IAW	IAW	IAW	IAW	IAW	IAW				

■ TOYOTA

Passenger Cars													
ALL	FN	FN	FN	FN	FN	FN	FN	FN	FN	FN	FN	FN	FN
Light Trucks / SUVs / Vans													
4Runner	FN	FN	FN	FN	FN	FN	FN	FN	FN	FN	FN	FN	FN
FJ Cruiser							FN	FN	FN		FN	FN	FN
Highlander & Hybrid	FN	FN	FN	FN	FN	FN	FN	FN	FN	FN	FN	FN	FN
Land Cruiser	FN	FN	FN	FN	FN	FN	FN		FN	FN		FN	
RAV4	FN	FN	FN	FN	FN	FN			FN	FN	FN	FN	
Sequoia	FN	FN		FN	FN	FN	FN			FN	FN	FN	
Sienna	MC	MC	MC	MC	MC	MC	MC	MC	MC	MC	MC	MC	MC
Tacoma	FN	FN	FN	FN	FN	FN	FN	FN	FN	FN	FN	FN	FN
Tundra	FN	FN	FN	FN	FN	FN	FN	FN	FN	FN	FN	FN	FN

■ VOLKSWAGEN

Passenger Cars													
ALL	EN	EN	EN	EN	EN	EN	EN	EN	EN	EN	EN	EN	EN
Light Trucks / SUVs / Vans													
ALL	EN	EN	EN	EN	EN	EN	EN	EN	EN	EN	EN	EN	EN

■ VOLVO


Passenger Cars													
ALL	IAW	IAW	IAW	IAW	IAW	IAW	IAW	IAW	IAW	IAW	IAW	IAW	IAW
Light Trucks / SUVs / Vans													
ALL			IAW	IAW	IAW	IAW	IAW	IAW	IAW	IAW	IAW	IAW	IAW

2001	2002	2003	2004	2005	2006	2007	2008	2009	2010	2011	2012	2013
------	------	------	------	------	------	------	------	------	------	------	------	------

① Some models equipped with US-produced wheels that may have different inboard and outboard rim flange configurations. Verify weight clip series using rim flange gauge (Part # RGP1)

How do you correct an imbalance?

To correct, or offset, a wheel assembly imbalance a weight of some type must be applied to the opposite side of the weight imbalance area. This is true for correcting a static imbalance and a dynamic imbalance. By placing a clip-on or an adhesive wheel balance weight opposite the assemblies' heavy spot(s), the wheel assembly can now roll true.



Smooth, comfortable ride?
Only with balanced tires!

Balanced Tires:

- Improve a vehicle's ride
- Help save money on tires
- Help save money on fuel
- Are recommended by most car companies
- Improve handling and braking
- Improve comfort

Where do you properly install wheel weights?

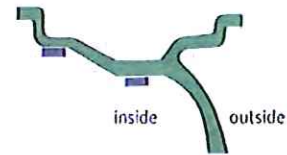
6 different methods of balancing passenger car rims:



1. Balancing using clip-on weights for both planes. This method requires the least mass for balancing.



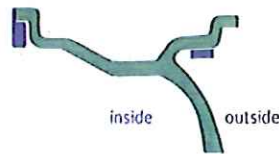
2. Balancing using adhesive weights for both planes. The weights are applied to the interior and exterior rim spacer areas.



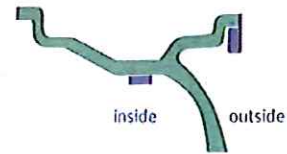
3. Both adhesive weights are applied to the interior rim spacer area.



4. The exterior balance plane is transferred to the inside and the adhesive weight is applied to the rim spacer area within the brake disc area. A clip-on weight is applied to the inner rim flange.



5. An adhesive weight is used on the outer rim spacer area. A clip-on weight is applied to the inner rim flange.



6. A clip-on weight is applied to the outer rim flange. An adhesive weight is used on the inner rim spacer area.

Wheel Weight Installation Information

Clip-On Wheel Weights



1. Select the correct application

Using a wheel weight application guide, select the correct application for the vehicle you are servicing. Check that the weight application is correct by testing the placement on the wheel flange.



2. Placing the wheel weight

Place the wheel weight in the correct location of the imbalance. Prior to striking with the hammer, make sure that the top and the bottom of the clip are touching the rim flange. The body of the weight should not be touching the rim!



3. Installation

Once the wheel weight is properly aligned, strike the clip with a proper wheel weight installation hammer. Please note: striking the weight body could result in clip retention failure or weight movement.



4. Checking the weight

After installing the weight, check to make sure that it is secured properly.

Adhesive Wheel Weights



1. Pre-treating the rim

Apply a suitable cleaning agent on the area where weight is to be applied. Wipe area clean and dry. Please note: Be sure to test the cleaning agent on a small area to ensure it will not damage the wheel's finish.



2. Select the correct adhesive weight size

Cut the adhesive weights or break them apart, depending on weight type, to obtain the correct amount of weight needed.



3. Applying the weights

Remove the tape backing and press the center of the weight exactly at the imbalance point. Please note: Do not touch the tape surface after peeling off the tape backing.



4. Securing the weight

Once the center of the weight is located at the imbalance point, press down on the full weight length working from the center to the left and right. Using firm hand pressure should be enough to secure the weight.