

RETREADING

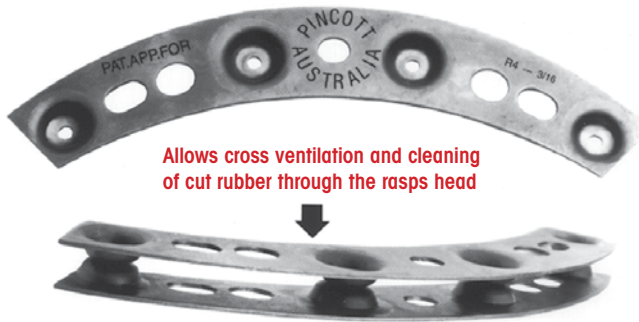
ENVELOPES
TIRE PAINT
RASP BLADES
STAPLES & STAPLERS



Retreading Rasp Blades

Pincott® Air Cooled Spacers

Single Section
1/8", 5/32", 3/16"



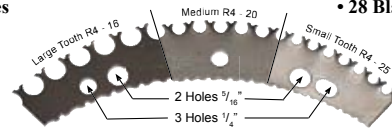
- Progressive development of blades capable of higher rates of rubber removal and the use of more powerful and higher speed machines imposed increasingly severe temperature conditions on rasp blades, giving rise to the need for effective cooling to avoid loss of temper in the blade material
- Lower cost per buffed tire
- Engineered by a company with over 65 years in the retreading industry
- Designed to fit all U.S. and European buffing machines, manufactured with multiple stampings to allow interchangeability between two or three pin hubs
- Benefits include: reduced heat and smoke, cleaner buffer, cooler running and faster buffing
- 6 precision sizes
- Heavy duty quality steel blade
- Cross ventilation
- Special heat treatment for long life
- Increases blade life - keeps blades running cooler, improves buff texture and prevents premature blade breakage

Ascot No.	Mfg. No.	Description
SPACERS FOR 9" 4-SEGMENT		
613-00418	R4S18S	1/8" Single
613-04532	R4S532S	5/32" Single
613-04316	R4S316S	3/16" Single
613-00414	R4S14D	1/4" Double
613-04516	R4S516D	5/16" Double
613-00438	R4S38D	3/8" Double
SPACERS FOR 11.5" 5-SEGMENT		
613-00518	R5S18S	1/8" Single
613-00514	R5S14D	1/4" Double
613-53165	R5S316S	3/16" Single
613-00538	R5S38D	3/8" Double
SPACERS FOR 11.5" 6-SEGMENT		
613-00618	R6S18S	1/8" Single
613-06532	R6S532S	5/32" Single
613-06316	R6S316S	3/16" Single
613-00614	R6S14D	1/4" Double
613-06516	R6S516D	5/16" Double
613-00638	R6S38D	3/8" Double


* Available for contoured hubs.

Pincott® Standard Series Buffing Rasp Blades


- R4 Series • 28 Blades per Set



- R115, 5 Segments Series • 25 Blades per Set



- P3, 6 Segments Series • 30 Blades per Set



- Exclusive heat treating process
- Reduced tooth breakage
- Cooler running
- Faster material removal
- No blade warpage
- Lower cost per buffed tire

Ascot No.	Mfg. No.	Description
616-11520	PTR115-20	Fits All 11.5" 5-Segment Hubs
616-00420	PTR4-20	Fits All 9" 4-Segment Hubs
616-00320	PTP3-20	Fits All 11.5" 6-Segment Hubs
616-11525	PTR115-25	Fits All 11.5" 5-Segment Hubs
616-00425	PTR4-25	Fits All 9" 4-Segment Hubs
616-00325	PTP3-25	Fits All 11.5" 6-Segment Hubs

* Other Sizes Available for Contoured Hubs and Use with Smart Blades



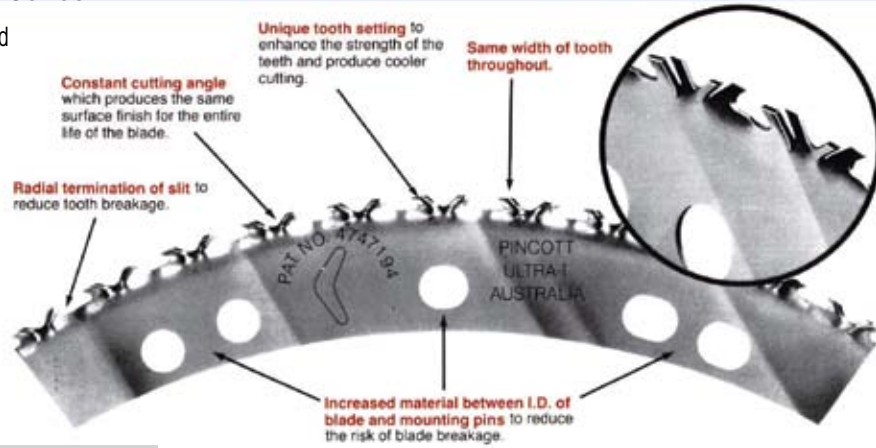
How to Order Buffing Hubs

1. Model/Make of Buffer
2. Arbor Hole Size
3. Keyway Size - If Any
4. Pin Length
5. Rasp Blade Type
6. Hub Type: Non-Spiral, Heavy-Duty, All Purpose or Regular

Rasp Blades & Retread Shop Accessories

Pincott® Rasp Blades - Ultra Series

- Pincott® buffing rasp blades are designed to fit all U.S. and European buffing machines and are manufactured with multiple stampings to allow interchangeability between two or three pin hubs
- Exclusive heat treating process
- Reduced tooth breakage
- Faster material removal
- Cooler Running
- No blade warpage
- Lower cost per buffed tire



Ascot No.	Mfg. No.	Description
616-00111	Ultra I	Fits All 11.5", 5-Segmented Hubs
616-00222	Ultra II	Fits All 9", 4-Segmented Hubs
616-00333	Ultra III	Fits All 11.5", 6-Segmented Hubs



Pincott® Rasp Blades - Smart Series

- Manufactured with a unique sinusoidal (wave-like) form which introduces a multidirectional cutting action
- Wave-like form creates greater strength in the blade and its teeth
- Cutting action produces less drag on the rasp motor, saving you energy

Ascot No.	Mfg. No.	Description
616-01155	Smart I	Fits all 11.5", 5-Segmented Hubs
616-00944	Smart II	Fits all 9", 4-Segmented Hubs
616-01156	Smart III	Fits all 11.5", 6-Segmented Hubs



616-01155



616-00944



616-01156



B&J Rasp Blades & Spacers

Eagle I and Eagle II Buffing Blades



- Fast cutting and long lasting rasps for the best texture in all tire buffing operations
- Tested under all conditions with outstanding results

Ascot No.	Mfg. No.	Description	Blades Per Set
616-11274	11-274	Eagle I Refill	Eagle I refills 25 for set
616-11275	11-275	Eagle II Refill	Eagle II refills 28 per set

Pins for Eagle II Hubs



- Special convex style hubs used on buffers must be returned to factory for pin replacement

Ascot No.	Mfg. No.	Description	Length
613-16436	16-436	Eagle II Long Pins 5/16"	4"

Hubs for Eagle I and II

- Eagle I for use on Matteuzzi RAS90 and RAS98 Buffers
- Eagle II for use on all other Bandag buffers



Ascot No.	Mfg. No.	Description
613-12908	12-908	Eagle I 2" W., 1-1/8" Arbor
613-12900	12-900	Eagle II 9" Dia., 4" W., 1-1/2" Arbor

Replacement Spacers for Eagle II Hubs

Ascot No.	Mfg. No.	Description	Spacer Width
613-16575	16-575	Eagle II Spacer	3/16"
613-16574	16-574	Eagle II Spacer	1/4"
613-16576	16-576	Eagle II Spacer (Standard)	3/8"



Buffing Blades



Jet Series



Apollo Series

- Proven to be the fastest cutting, longest lasting rasps with the best texture for all buffing operations
- Refills have been tested under all conditions and used on all types of tire buffing equipment with outstanding results
- Can be used in existing Saturn II or R4 hub assemblies
- Fast cutting, long life. Same texture from start to finish

Ascot No.	Mfg. No.	Description	Type	Blades Per Set
616-43912	43912	Apollo II	Refill	25
616-43914	43914	Apollo III	Refill	30
616-43920	43920	S115-25		30
616-43921	43921	S115-20		28
616-00420	R4-20	Rocket Jet	Refill	28
616-11520	R1-1520	Rocket Jet	Refill	25
616-11525	R1-1525	Rocket Jet	Refill	25
616-43928	43928	Patriot II		28
616-43940	43940	Gemini II		28

Packed 50 sets per case.



Rasp Blades & Retread Shop Accessories

Replacement Spacers for Rocket Hubs

- I-Beam aluminum spacers available in 3/16", 1/4", and 3/8"

Ascot No.	Mfg. No.	Hub Type	Spacer Width
613-43855	43855	R4	3/8"
613-43856	43856	R115	3/16"
613-43587	43857	R115	1/4"
613-43858	43858	R115	3/8"

Note: For optimum performance replace spacers and pins as a set



Replacement Pins for Rocket Hubs



Ascot No.	Mfg. No.	Hub Type	Spacer Width
613-43934	43934	5/16"	2-1/2"
613-43935	43935	5/16"	3"
613-43936	43936	5/16"	3-1/8"
613-43937	43937	5/16"	3-1/4"
613-43938	43938	5/16"	3-3/8"
613-43939	43939	5/16"	3-1/2"
613-43940	43940	5/16"	3-3/4"
613-43941	43941	5/16"	4"
613-43924	43924	5/16"	4-1/2"
613-43943	43943	5/16"	5"
613-43944	43944	5/16"	5-3/4"
613-43945	43945	5/16"	6"
613-43946	43946	5/16"	6-1/2"
613-43831	43831	5/16"	8"
613-43813	43813	1/4"	3"
613-43812	43812	1/4"	3-3/8"
613-43897	43897	1/4"	3-3/4"
613-43814	43814	1/4"	4"
613-43811	43811	1/4"	6"
613-43815	43815	1/4"	8"

Rocket Rasp Rotary Gouges



616-10605 616-11612 616-10610



616-11612 616-10603

Ascot No.	Mfg. No.	Description
616-11605	11-605	2" Dia. Heavy Wall No Notch 1/2" AH
616-11606	11-606	2" Dia. Heavy Wall No Notch 1/2" AH
616-11610	11-610	2" Dia. Thin Wall No Notch 3/8" AH (2/Set)
616-16101	11-610-1	2" Dia. Thin Wall No Notch 1/2" AH (2/Set)
616-16102	11-610-2	2" Dia. Thin Wall No Notch 3/8" 24 THD (2/Set)
616-11612	11-612	2" Dia. Thin Wall Notched 3/8" AH (2/Set)
616-16121	11-612-1	2" Dia. Thin Wall Notched 1/2" AH (2/Set)
616-16122	11-612-2	2" Dia. Thin Wall Notched 3/8" 24 THD (2/Set)
616-11603	11-603	1-1/4" Dia. Mini No Notch 3/8" 24 THD (3/Set)
616-11604	11-604	1-1/4" Dia. Mini No Notch 3/8" AH (3/Set)

Squiggly



Ascot No.	Mfg. No.	Description
616-20104	20-104	Squiggly 2" Dia. 3/8" AH (Replaces 2"x1/2" Gritted Carbide Wheel) Box of 24

Retread Shop Accessories

Precure Shop Accessories

We stock many brands of staples and staplers. Call for details!



Ascot No.	Mfg. No.	Description
639-00027	T27SB	Stanley-Bostitch Pneumatic Stapler
639-50002	50002	Paslode PW50 Staple Gun
639-05038	PW5038	Paslode 3/8" Staples (10,000)
639-00312	T312SBNK	Bostitch Staple Gun
639-02338	SBNK402338	Bostitch 3/8" Staples (10,000)
639-23516	SBNK4023516	Bostitch 5/16" Staples (10,000)
639-00814	8/14	Atro (Bea Style) Staple Gun
639-00808	80/8	Bea 5/16" Staples (10,000)
639-00810	80/10	Bea 3/8" Staples (10,000)
639-10800	10800F	Fasco Stapler For 80/8
639-05010	5010C	Duofast 5/16" Staples (10,000)
639-05012	5012C	Duofast 3/8" Staples (10,000)

Couplers/Plugs



645-21192



645-01604



645-03524




645-00321



645-16171

Ascot No.	Mfg. No.	Description
645-01000	1000	1/4" Bandag-Type Coupler
645-00011	11E	Plug Tire Valve Stem Steel Fits 5/16"-32 Ft.
645-03000	W-300OHT	High Temperature Washer for 1000 Above
HANSEN SPECIAL COUPLER FOR PRESS TYPE MATRIX		
645-00321	B3HD21Y	Coupler (Brass)
645-21192	B3K21192	Plug (Brass)
1/4" BANDAG-TYPE COUPLERS/ADAPTERS		
645-00017	CST17B	Chamber Exhaust Coupler (Brass)
645-00117	CPST17B	Chamber Envelope Adapter (Brass)
645-02014	2014EPR	Thin Replacement O-ring
645-02110	2110EPR	Wide Replacement O-ring
PARKER SPECIAL COUPLER MRT		
645-01604	BH1-60Y4FP	Coupler Vacuum Seal
645-16171	BH1-61-711	MRT Coupler Adapter
BAIRD STYLE COUPLERS AND ADAPTERS		
645-08476	874-6	Straight Thru With 90° Side Exhaust Coupler For Envelope Use
645-00874	874	90° Hose Inlet Coupler For Tube
645-00812	812	.302 Valve Steam Adapter
645-00814	814	.482 Envelope Adapter

Teflon Hose Assemblies for Precure Retreading Systems



- Teflon hose assemblies in any length are available for all precure tire retreading equipment including Bandag, Harrelson, Vulcan, etc.
- Hoses are used inside the chamber for inflating the tire and evacuating the air from the envelope
- Hoses are made of an innercore of extruded Teflon and covered with stainless steel braid reinforcement
- All hoses have permanent swage-type brass end fittings 1/4"-18 male pipe (NPT)

Call Us For Ordering Information!

Portable Spraying Equipment

- Portable sprayer includes pump, 25' x 1/4" airless hose, gun swivel, silver spray gun and tip of choice
- Recommended Graco tip #163-415



Ascot No.	Mfg. No.	Description
651-32437	232-437	23:1 Cement Sprayer
651-35462	235-462	Silver Airless Spray Gun Only
651-63415	163-415	Silver Tip, .015" Orifice, 8-10" Fan Width

Jet-It Airless Cement Sprayer

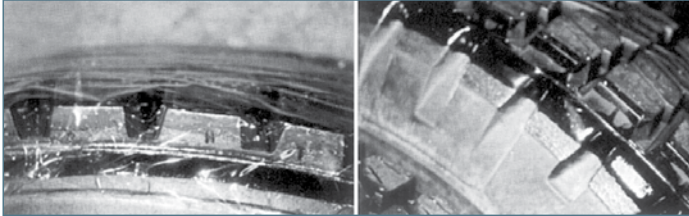
- Controlled spray patterns direct the cement onto the tire without overspray
- Can run on one or more spray stations
- Agitates cement in a whirlpool motion eliminating the need to mechanically stir the cement
- 115/230V 60 cycle

Ascot No.	Mfg. No.	Description
632-00015	AS5G	5-Gallon Unit



Retread Shop Accessories

Poly Ease Retread Release Liner



- American made perforated polypropylene film is specified to soften at 311°F and melt at 328°F
- For low temp bonding chambers
- Custom widths are also available

Ascot No.	Mfg. No.	Width	Length	Thickness	Per Box
634-12027	PP12HD	12"	2700'	.002"	2
634-12036	PP12SD	12"	3600'	.0015"	2
634-14027	PP14HD	14"	2700'	.0015"	2
634-14036	PP14SD	14"	3600'	.0015"	2
634-15027	PP15HD	15"	2700'	.002"	2
634-15036	PP15SD	15"	3600'	.0015"	2
634-18027	PP18HD	18"	2700'	.002"	1
634-18036	PP18SD	18"	3600'	.0015"	1

High Temperature Film - Nylon

- Allows the envelope to penetrate to the bottom of the tread pattern
- Protects envelope from tearing/wearing out in a short time period
- Can be reused many times and still retain good lubrication for the envelope to reach the bottom of the tread patterns
- Retains non-stick properties even after several module of chamber cures at 300°F, letting the envelope release from the tires without ripping or tearing
- 0.75 mil. thickness

Ascot No.	Description
634-12757	12" Wide x .75 Mil., 2,700 Feet
634-15757	15" Wide x .75 Mil., 2,700 Feet
634-18757	18" Wide x .75 Mil., 2,700 Feet
634-12754	12" Wide x .75 Mil., 4,000 Feet
634-14754	14" Wide x .75 Mil., 4,000 Feet
634-16754	16" Wide x .75 Mil., 4,000 Feet
634-18754	18" Wide x .75 Mil., 4,000 Feet
634-12756	12" Wide x .75 Mil., 6,000 Feet
634-15156	15" Wide x .75 Mil., 6,000 Feet

Woven Roll Wicking

- For use with non-valve type processes
- Full rolls only
- Treated with a special release agent to prevent adhesion to the cushion gum

Ascot No.	Description	Size
634-05586	Woven Roll Wicking - Green	1-1/2" x 180'
634-05587	Woven Roll Wicking - Green	2" x 180'



Stretch Wicking Products

- For use with valve-type envelopes - All 4-ply

Ascot No.	Size	Qty./Case
634-00812	8" x 12"	24
634-00815	8" x 15"	24
634-00820	8" x 20"	24

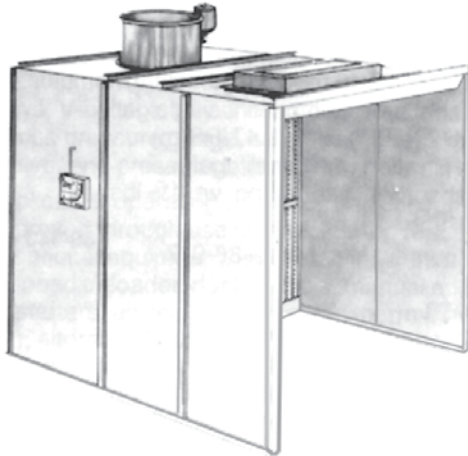
* Available for Michelin. Please specify.



Tire Appearance

Spray Booths

- Spray booth is a must for any paint shop or maintenance department
- Overspray and fumes are quickly and safely removed



Call Us For More Detailed Information About Spray Booths!

Black Tire Paint

- Water based, premixed or concentrated
- Specially formulated black paint for improved appearance, coverage and tire adhesion
- Makes retread and used tires look like new
- Creates a clean black satin finish
- Covers crayon marks and dirt
- Dries quickly with low odor, will not rub off, even when wet
- Available premixed and ready for use, or in economical concentrate which dilutes with water



Ascot No.	Mfg. No.	Description
497-83901	E839	Premixed - 1-Gallon. Siphon Fed Paint Systems
497-83905	E839	Premixed - 5-Gallon. Siphon Fed Paint Systems
497-83955	E839	Premixed - 55-Gallon. Siphon Fed Paint Systems
497-84101	E841	Premixed - 1-Gallon. Pump Fed Paint Systems
497-84105	E841	Premixed - 5-Gallon. Pump Fed Paint Systems
497-84155	E841	Premixed - 55-Gallon. Pump Fed Paint Systems
497-84401	E844	Concentrate - 1-Gallon
497-84405	E844	Concentrate - 5-Gallon
497-84455	E844	Concentrate - 55-Gallon

Mold Lubricant (Concentrated)

- Release molded retreads with ease and keep molds clean at the same time
- This non-flammable, odorless formula allows rubber to flow freely and prevents carbon buildup
- Produces a superior satin finish with no staining
- Economical concentrate may be diluted with up to 20 parts water to one part lubricant



Ascot No.	Description
647-24501	Mold Lubricant - 1-Gallon
647-24505	Mold Lubricant - 5-Gallon

Sure-Shot Sprayer

- One quart pressure sprayer is perfect for mold lubricants, tire paint, etc.
- Hold up to 200 Lbs. of pressure safely
- Shoots a wide-area mist spray or an effective jet stream up to 20'
- Fast, easy refilling with standard air chuck, hand pump or CO2 cartridge



Ascot No.	Mfg. No.	Description
632-02000	A-2000	1 Qt. Rust Resistant Chrome Plated Brass Tank
632-01952	A-2600	1 Qt. Enamel Steel Tank
632-00325	325	6" Extension Nozzle
632-00010	K-10	Repair Kit

Call for all your Retread Supply Items

Robbins Envelope Lube

- Spray on inside of the envelope
- Spray on while envelope is hot to dry faster
- Spray after first cure and then every 30 cures or as needed
- Quart container is a convenient spray bottle
- Ready to use, no dilution required

Ascot No.	Mfg. No.	Description
647-05611	5611	1-Quart
647-05612	5612	1-Gallon
647-05613	5613	5-Gallon



Retreading Accessories


Tack Bands for Smooth, Fine Texture



539-80013 539-80012 539-80003 539-80002

Ascot No.	Mfg. No.	Description
539-80013	OX3-R	1-1/2" OD x 5/8" W
539-80012	OX2-R	2-1/2" OD x 1" W
539-80003	H11	Hub Units, 1-1/2" OD x 5/8" W
539-80002	H12	Hub Units, 2-1/2" OD x 1" W

Expandable Hub Replacement Stems



Ascot No.	Mfg. No.	Description
613-29617	729617	Steel-Inserted Plain Stem
613-29618	729618	Steel-Inserted Plain Locking Stem
613-00512	900512	Garter Spring

Wheel Arbor-Adapters

- Require a wheel arbor for using grinding wheels or wire brushes
- Have 9/16"– 18 female thread to fit Wyco handpieces

FOR GRINDING WHEELS AND OTHER ACCESSORIES

Ascot No.	Mfg. No.	Wheel Width	Male Thread
516-00305	305	5/8"	3/8"-24
516-00405	405	1"	1/2"-20
516-00505	505	1-1/2"	1/2"-20
516-00605	605	1-1/2"	5/8"-18

FOR ROTARY RASPS

Ascot No.	Mfg. No.	Description
516-01305	305R	Threaded 3/8" – 16 To Fit Rasps
516-01405	405R	Threaded 1/2" – 13 To Fit Rasps


Wyco Flexible Shaft Machines

- Versatile Wyco Flexible Shaft Machines are offered for the various needs in foundries, steel welding shops, sheet metal fabricators, maintenance departments, forging plants, tire shops
- Typical applications include: wood or metal finishing, rust or paint removal, auto body sanding, tire buffing, etc.
- Many types of accessories are used with these machines, including edge-type grinding wheels, wire brushes, sanding discs, depressed center wheels, tire rasps, sanding drums

Ascot No.	Mfg. No.	Core Casing & Handpc. No.	Length in Feet	Core No.	Casing	Straight Handpc.
516-00491	49-1	10R	5	C-10	K-10	3500
516-00492	49-2	10R	5	C-10	K-10	3500
516-00493	49-3	2R	6	C-2	K-2	3500
516-00494	49-4	2R	6	C-2	K-2	3500
516-00495	49-5	30R	7	C-30	K-30	551
516-00496	49-6	30R	7	C-30	K-30	551
516-04914	49-14	4R	7	C-4	K-4	551



Expandable Rim Assemblies and Replacement Belts



Ascot No.	RIMS Mfg. No.	Rim Size	Bead Width	Ascot No.	Mfg
613-39020	309020	12-14"	5"	613-28260	728260
613-00436	309030	13-16"	6-3/8"	613-00660	700660
613-33379	309962	13-16"	7-1/2"	613-33382	733382
613-28081	309963	13-16"	11-3/8"	613-28160	728169
613-32769	309942	14-17"	6"	613-32773	732773
613-00937	309140	14-17"	7-1/8"	613-02701	702701
613-28313	309150	14-17"	9-1/4"	613-02821	702821
613-00938	309952	14-17"	11-3/8"	613-02702	702702
613-00465	309040	17-20"	6-1/2"	613-01653	701653
613-32774	309202	17-20"	8-1/4"	613-32778	732778
613-28271	3092211	18-20"	7-5/8"	613-33717	733717
613-00470	309220	18-20"	13-1/4"	613-01332	701332
613-00674	309230	18-20"	16-3/8"	613-02092	702092
613-23800	309602	20-22.5"	8-1/4"	613-33092	733092
613-00466	309050	20-22.5"	9"	613-01715	701715
613-32822	309183	20-22.5"	11-3/4"	613-32826	732826
613-33162	309021	20-22.5"	14-1/2"	613-33007	733007
613-25718	309190	22-24.5"	7-1/2"	613-25839	725839
613-33093	309282	22-24.5"	8-1/4"	613-33094	733094
613-00846	309060	22-24.5"	9"	613-02533	702533
613-00467	309070	22-24.5"	13-3/8"	613-01955	701955
613-33564	309912	22-24.5"	14-1/2"	613-33568	733568
613-00839	309913	22-24.5"	18-1/2"	613-02516	702516
613-00699	309490	23-25"	13-3/8"	613-11955	701955
613-00705	309890	27-29"	14"	613-02184	702184

Nailhole Detector Machine

- New digital detector to improve accuracy
- Find more flaws than any other NDT
- Reduce inspection time up to 43%
- Self diagnostic electronics
- Ergonomic design increases speed



Ascot No.	Mfg. No.	Description
606-00303	NTD-III	Nailhole Detector Machine

Envelopes

750 Envelope Expander

- Designed to fit under your monorail
- Designed so that the tire can pass through the envelope expander into the chamber
- Note double fingers and foot valve so envelope can be loaded from either side of machine
- As tire passes along the monorail, it is positioned above the lift, which raises to remove the tire from the hook to install the envelope sealer



Ascot No.	Mfg. No.	Description
643-00750	750	Model 750 Envelope Expander
643-30121	3012-1	Spool-Kit - Treadle Valve
643-03012	3012	Tread Valve For 750
643-04001	4001L	Cylinder
643-04005	4005	Grease Zerk 3/16"
643-04007	4007	Silencer 1/4"
643-04010	4010	Straight Connector 6" x 4"
643-04012	4012	Rigid 90° Connector 6" x 4"
643-04013	4013	Presto Lock Branch Tee 6" x 4"
643-04014	4014	Swivel Connector 6" x 4" x 90°
643-04019	4019OL	Half Moon Key
643-04028	4028	Lever Valve - Norgren - Lift & 700 Exp
643-04034	4034	Control Valve, 600 & 700
643-04048	4048	3/8" Airline, Red
643-04049	4049	5/32" Airline, White
643-04050	4050	5/32" Airline, Red
643-04111	4111	Nylock Nut 3/8" x 16
643-04112	4112	USS Bolt 3/8" x 1-1/4" for Alum. Bushing
643-04113	4113	Flat Washer 3/8"
643-04114	4114	Lock Washer 3/8" for Alum. Bushing
643-04153	4153	Spool Kit for 4034 & 4028
643-04160	4160	Spring
643-05004	5004OL	Bushing, Aluminum
643-05020	5020	Short (Lower) Shaft W/Keyway
643-05021	5021	Long (Upper) Shaft W/Keyway
643-05129	5129	O-Ring (Surgical Tubing)
643-06004	6004OL	Arm
643-06017	6017OL	O-Ring Assembly
643-06018	6018	Cylinder W/Fittings
643-06020	6020	Cylinder W/Plugs
643-06022	6022	Valve Assembly
643-06024	6024	Valve, Norgren (700 Exp, 4028 Valve)
643-06063	6063	Double Finger Short W/Nut
643-06064	6064	Double Finger Long
643-06068	6068	Valve Assembly, Treadle
643-09026	9026	Cylinder Repl. Kit (8 #4001)
643-09027	9027	FRL Replacement Kit
643-09031	9031	Finger Extension Kit - Removable
643-09032	9032	Upper Finger Stop Kit

Accu Fit II/Innerlope Inside Envelopes

Ascot No.	Mfg. No.	Description
643-40001	40x8-24.5	305/75R24.5 Deep Lug
643-40002	-	305/75R24.5
643-40003	38x8-24.5	285/75R24.5, 275/80R24.5
643-40004	42x8-24.5	12R24.5
643-40005	40x8-24.5	11R24.5
643-40006	44x10-24.5	12.00R24
643-40007	42x10-24.5	11.00R24
643-40008	42x10-22.5	455/55R22.5
643-40009	44x12-22.5	445/65R22.5 18R22.5
643-40010	40x8-22.5	445/50R22.5, 315/80R22.5, 305/85R22.5
643-40011	44x10-22.5	425/65R22.5 16R22.5
643-40012	42x10-22.5	385/65R22.5 15R22.5
643-40013	38x8-22.5	305/75R22.5, 305/70R22.5, 295/80R22.5, 295/75R22.5, 275/80R22.5
643-40014	35x8-22.5	275/70R22.5, 265/75R22.5, 255/80R22.5, 255/70R22.5, 245/75R22.5, 235/80R22.5
643-40015	40x8-22.5	12.75R22.5, 12R22.5, 10.00R22
643-40016	38x8-22.5	11R22.5, 10R22.5
643-40017	35x8-22.5	9R22.5
643-40018	42x8-22.5	11.00R22
643-40019	42x10-20	365/80R20
643-40020	42x8-20	14/80R20
643-40021	44x12-20	14.00R20
643-40022	40x8-20	13/80R20, 11.00R20, 10.00R20
643-40023	42x10-20	12.00R20
643-40024	38x8-20	9.00R20
643-40025	35x8-20	8.25R20
643-40026	35x8-19.5	305/70R19.5
643-40027	32x8-19.5	285/70R19.5, 265/70R19.5
643-40028	29x7-19.5	245/70R19.5, 225/70R19.5
643-40029	32x8-19.5	8R19.5
643-40030	29x7-17.5	245/70R17.5, 215/75R17.5
643-40031	35x8-17.5	11R17.5
643-40032	32x8-17.5	10R17.5, 9.5R17.5, 9R17.5
643-40033	29x7-17.5	7.50-17
643-40034	29x7-16	245/75R16, 235/85R16, 215/85R16, 7.50R16
643-40035	27x5-16	225/75R16
643-40036	10.00-15 HB	10.00R15
643-40037	8.25-15 HB	8.25R15
643-40038	7.50-15 HB	7.50R15



Envelopes (Cont.)

Popular Tire Envelopes

Selection

Base envelope selection on the outside of the diameter and bead-to-bead measurement of the built retread unit. Many published charts show suggested envelope-to-tire size fitment. They are useful as a general guide. Variations to tire sizes from one tire manufacturer to another - plus the many precure tread designs and thickness available - make it necessary to measure the built retread tire unit to determine the correct envelope to use.

Ascot No.	Tire Size	Rimless
643-22001	225/70R16.5	2910-25
643-22002	10R16.5	3211-27
643-22003	12R16.5	3511-30
643-22004	8.0R16.5	2913-22
643-22005	8.75R16.5	2910-25
643-22006	9.5R-16.5	3211-27
643-22007	750-17	3211-27
643-22008	8R17.5	3111-24
643-22009	9R17.5	3513-28
643-22010	10R17.5	3511-30
643-22011	11R17.5	3812-32
643-22012	215/75R17.5	3213-25
643-22013	225/75R17.5	3211-27
643-22014	235/75R17.5	3211-27
643-22015	245/70R17.5	3211-27
643-22016	8R19.5	3515-25
643-22017	9R19.5	3513-28
643-22018	15R19.5	4413-40
643-22019	16.5R19.5	4814-44
643-22020	18R19.5	4814-44
643-22021	225/70R19.5	3213-25
643-22022	235/70R19.5	3213-25
643-22023	245/65R19.5	3213-25
643-22024	245/70R19.5	3513-28
643-22025	265/70R19.5	3513-28
643-22026	285/70R19.5	3511-30
643-22027	305/70R19.5	3812-32
643-22028	445/65R19.5	4513-44
643-22029	6.5R20	3515-25
643-22030	7.0R20	3515-25
643-22031	7.5R20	3816-28
643-22032	8.25R20	3812-32
643-22033	9.0R20	4012-34
643-22034	10.00R20	4213-37
643-22035	11.00R20	4415-38
643-22036	12.00R20	4413-40
643-22037	13/80R20	4213-37
643-22038	14.00R20	58X13
643-22039	14/80R20	4413-40
643-22040	10.00R22	4416-36
643-22041	11.00R22	4415-38
643-22042	12.00R22	4413-40
643-22043	8R22.5	3818-26
643-22044	9R22.5	3814-30

Steps to Determine Correct Envelope Size

1. Identify your envelope sealing method.
2. Measure built retread tire diameter.
3. Locate the tire size on our Application Chart.
4. Measure the built retread from sealing point to sealing point and add 2".
5. Compare the above measurement to the bead-to-bead dimensions on the envelope for proper fit. If your measurement falls between two bead-to-bead envelope sizes, use the larger size.

Ascot No.	Tire Size	Rimless
643-33002	11R22.5	4217-34
643-33003	11R22.5 D.L.	4215-35
643-33004	12R22.5	4416-30
643-33005	12.75	4416-36
643-33006	15R22.5	4413-40
643-33007	16.5R22.5	4513-44
643-33008	18R22.5	4513-44
643-33009	235/80R22.5	3816-28
643-33010	245/75R22.5	3818-26
643-33011	255/70R22.5	3816-28
643-33012	265/70R22.5	3814-20
643-33013	265/75R22.5	3814-30
643-33014	275/70R22.5	3814-30
643-33015	275/80R22.5	4214-32
643-33022	315/80R22.5 OPT.	4418-38
643-33023	365/80R22.5	58X12
643-33024	385/65R22.5	4415-38
643-33025	385/65R22.5 D.L.	4415-38
643-33026	385/75R22.5	58X12
643-33027	425/65R22.5	4515-41
643-33028	445/50R22.5	4415-38
643-33029	445/65R22.5	4814-44
643-33030	455/55R22.5	4515-41
643-33031	11.00R24	4415-38
643-33032	12.00R24	4515.41
643-33033	12.00R24 D.L.	55.5X15
643-33034	13.00R24	55.5X14
643-33035	14.00R24	63X13
643-33036	11R24.5	4418-34
643-33037	11R24.5 D.L.	4416-35
643-33038	12R24.5	4416-36
643-33039	275/80R24.5	4217-34
643-33040	285/75R24.5	4217-34
643-33041	295/80R24.5	4418-34
643-33042	305/75R24.5	4418-34

RETREADING

Measurement Conversion Chart



Conversion Chart Showing Millimeter, Decimal and Fractional Inch Sizes

MEASUREMENT CONVERSION

MM	Decimal Equiv.	Fraction Equiv.	MM	Decimal Equiv.	Fraction Equiv.	MM	Decimal Equiv.	Fraction Equiv.	MM	Decimal Equiv.	Fraction Equiv.	MM	Decimal Equiv.	Fraction Equiv.
.10	.0039		1.70	.0670		3.90	.1540		6.60	.2610		11.00	.4330	
.15	.0059		1.75	.0689		3.97	.1562	5/32"	6.70	.2638		11.11	.4375	7/16"
.20	.0079			.0700			.1570		6.75	.2656	17/64"	11.50	.4528	
.25	.0098		1.80	.0709		4.00	.1575		6.75	.2657		11.51	.4531	29/64"
.30	.0118		1.85	.0728			.1590			.2660		11.91	.4687	15/32"
	.0135			.0730			.1610		6.80	.2677		12.00	.4724	
.35	.0138		1.90	.0748		4.10	.1614		6.90	.2716		12.30	.4843	31/64"
	.0145			.0760		4.20	.1654			.2720		12.50	.4921	
.39	.0156	1/64"	1.95	.0767			.1660		7.00	.2756		12.70	.5000	1/2"
.40	.0157		1.98	.0781	5/64"	4.25	.1673			.2770		13.00	.5118	
	.0160			.0785		4.30	.1693		7.10	.2795		13.10	.5156	33/64"
.45	.0177		2.00	.0787			.1695			.2811		13.49	.5312	17/32"
	.0180		2.05	.0807		4.37	.1719	11/64"	7.14	.2812	9/32"	13.50	.5315	
.50	.0197			.0810			.1730		7.20	.2835		13.89	.5469	35/64"
	.0200			.0820		4.40	.1732		7.25	.2854		14.00	.5512	
	.0210		2.10	.0827			.1770		7.30	.2874		14.29	.5625	9/16"
.55	.0217		2.15	.0846		4.50	.1771			.2900		14.50	.5709	
	.0225			.0860			.1800		7.40	.2913		14.68	.5781	37/64"
.60	.0236		2.20	.0866		4.50	.1771			.2950		15.00	.5906	
	.0240		2.25	.0885			.1800		7.50	.2953		15.08	.5937	19/32"
	.0250			.0890		4.60	.1811		7.54	.2968	19/64"	15.48	.6094	39/64"
.65	.0256		2.30	.0905			.1820		7.60	.2992		15.50	.6102	
	.0260		2.35	.0925		4.70	.1850			.3020		15.88	.6250	5/8"
	.0280			.0935		4.75	.1870		7.70	.3031		16.00	.6299	
.70	.0276		2.38	.0937	3/32"	4.76	.1875	3/16"	7.75	.3051		16.27	.6406	41/64"
	.0292		2.40	.0945		4.80	.1890		7.80	.3071		16.50	.6496	
.75	.0295			.0960			.1910		7.90	.3110		16.67	.6562	21/32"
	.0310		2.45	.0964		4.90	.1929		7.94	.3125	5/16"	17.00	.6693	
.79	.0312	1/32"		.0980			.1935		8.00	.3150		17.06	.6719	43/64"
.80	.0315		2.50	.0984			.1960			.3160		17.46	.6875	11/16"
	.0320			.0995		5.00	.1968		8.10	.3189		17.50	.6890	
	.0330			.1015			.1990		8.20	.3228		17.86	.7031	45/64"
.85	.0335		2.60	.1024		5.10	.2008			.3230		18.00	.7087	
	.0350			.1040			.2010		8.25	.3248		18.26	.7187	23/32"
.90	.0354		2.70	.1063		5.16	.2031	13/64"	8.30	.3268		18.50	.7283	
	.0360			.1065			.2040		8.33	.3261	21/64"	18.65	.7344	47/64"
	.0370		2.75	.1082		5.20	.2047		8.40	.3307		19.00	.7480	
.95	.0374		2.78	.1094	7/64"		.2055			.3320		19.05	.7500	3/4"
	.0380			.1100		5.25	.2067		8.50	.3346		19.45	.7656	49/64"
	.0390		2.80	.1102		5.30	.2086		8.60	.3386		19.50	.7677	
1.00	.0394			.1110		5.40	.2126			.3390		19.84	.7812	25/32"
	.0400			.1130			.2126		8.70	.3425		20.00	.7874	
	.0410		2.90	.1141			.2130		8.73	.3437	11/32"	20.24	.7969	51/64"
1.05	.0413			.1160		5.50	.2165		8.75	.3445		21.00	.8268	
	.0420		3.0	.1181		5.56	.2187	7/32"	8.80	.3465		21.03	.8281	53/64"
	.0430			.1200		5.60	.2205			.3480		21.43	.8437	27/32"
1.10	.0433		3.10	.1220			.2210		8.90	.3504		21.50	.8465	
1.15	.0452		3.18	.1250	1/8"	5.70	.2244		9.00	.3543		21.83	.8594	55/64"
	.0465		3.20	.1260		5.75	.2263			.3580		22.00	.8661	
1.19	.0469	3/64"	3.25	.1279			.2280		9.40	.3701		22.23	.8750	7/8"
1.20	.0472			.1285		5.80	.2283		9.50	.3740		22.50	.8858	
1.25	.0492		3.30	.1299		5.90	.2323		9.53	.3750	3/8"	22.62	.8906	57/64"
1.30	.0512		3.40	.1338			.2340			.3770		23.00	.9055	
	.0520			.1360		5.95	.2344	15/64"	9.60	.3780	15/64"	23.02	.9062	29/32"
1.35	.0531		3.50	.1378		6.00	.2362		9.70	.3819		23.42	.9219	59/64"
	.0550			.1405			.2380		9.75	.3838		23.50	.9252	
1.40	.0551		3.57	.1406	9/64"	6.10	.2401		9.80	.3858		23.81	.9375	15/16"
1.45	.0570		3.60	.1417			.2420		9.90	.3898		24.00	.9449	
1.50	.0591			.1440		6.20	.2441		9.92	.3906	25/64"	24.21	.9531	61/84"
	.0595		3.70	.1457		6.25	.2460		10.00	.3937		24.50	.9646	
1.55	.0610			.1470		6.30	.2480			.3970		24.61	.9687	31/32"
1.59	.0625	1/16"	3.75	.1476		6.35	.2500	1/4"		.4040		25.00	.9843	
1.60	.0629			.1495		6.40	.2520		10.32	.4062	13/32"	25.03	.9844	63/64"
	.0635		3.80	.1496		6.50	.2559			.4130		25.40	1.000	1"
1.65	.0649			.1520			.2570		10.50	.4134				

INCH X 25.40 = MM
MM X 0.03937 = INCHES